



Camp Lite™

by livin' lite

Travel Trailers



2017 Décor Options




Alpine Package – fabric and cabinetry



Sierra Package – fabric and cabinetry



Leather Options



Opt. Aluminum Package –
leather and cabinetry

Standards

Living Room/Kitchen

- Dual-Pane Euro Windows w/built-in Day/Night Shades/Screens (double-acrylic tinted that open 90 degrees)
- 3 Interior Color Choices, including All-Aluminum Cabinet Door Option
- Trek® Residential Freeze/Crackproof Linoleum
- All-Aluminum Tube Cabinet Structures
- Solid-Surface Countertops
- Audio/Visual Package (incl. AM/FM/iPod stereo system w/speakers, digital TV antenna, TV swivel bracket, cable hookup & 12V/110V receipts)
- (2) Flush-Mount Interior Speakers
- Charging Center w/USB Ports
- Stainless Steel Sink w/High-Rise Faucet
- High-Efficient LED Lights
- 60 x 80 Mattress (floorplan specific)

Appliances

- Convection Microwave (N/A 11FK)
- 6.0 CU FT Refrigerator
- 2-Burner Flush-Mount Stovetop w/Glass Cooktop Cover
- Vented Range Hood w/Light
- 6 GAL Gas/Electric DSI Water Heater
- High-Power 12V Vortex Fan

Bath

- Porcelain Foot-Flush Toilet
- All-Aluminum Shower Surround
- Mirrored Medicine Cabinet

Bedroom

- Reversible Residential Quilted Comforter
- Teddy Bear® Bunk Mattress(s)
- Overhead Cabinets

- Large Shirt Closet
- (2) Under-Bed Storage Gas Struts
- Hard Valances
- Dual-Pane Euro Windows w/built-in Day/Night Shades/Screens (double-acrylic tinted that open 90 degrees)

Exterior/Construction Features

- NO WOOD = NO ROT!
- 6-Sided Aluminum Super Structure
- 5" Double Aluminum Frame w/3" Tongue Tube Middle Rail
- Composite Material throughout (water & mold resistant)
- Laminated Floor – 1 7/8" Thick w/Fiberglass, Block Foam & Azdel (No Wood = No Rot)
- Vacuum-Bonded Walls Laminated w/Azdel 3-Tier Glue Process (stronger & more durable)
- .40 Aluminum Siding w/Full Body Automotive Paint (6 color options)
- 6-Sided Block Foam Insulation, incl. Front Radius
- Alpha Superflex® Roof w/12-Year Warranty (more durable, less chalking & streaking)
- Wide-Track Leaf Spring 2500# Axles w/MORryde® Suspension
- Auto-Adjusting Brakes w/EasyLube® Axles
- Radius Entry Door w/Radius Entry Steps
- Black Tank Flush
- Aluminum Tank Brackets
- Detachable Marine Grade Power Cord
- Lionshead® Radial Tires (sidewall & tread function independent, allows more tire flexibility & ensures more ground contact, gaining more stability & control)
- High-Polished Aluminum Rims
- Gutter w/Downspouts
- Gutters above Slideouts
- Pre-Wired Zamp® Solar

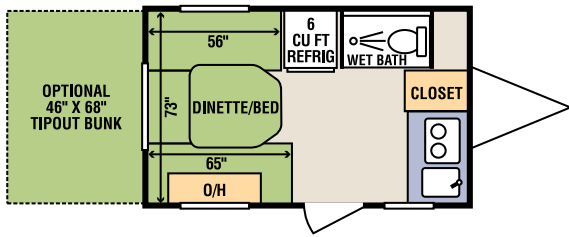
- Cable/Satellite Prep
- (2) Blue LED Lighted Exterior Speakers
- High Efficiency LED Lights
- Hot/Cold Exterior Shower
- Diamond Plate Skirt Metal
- Radius Baggage Doors w/Slam-Latches
- Spare Tire
- 13.5K BTU A/C

Options

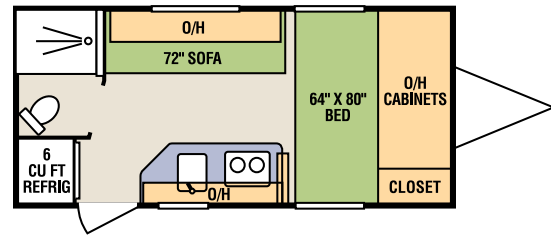
- Front Overhead Bunk w/Safety Harness (14DB, 14DBS, 16DBS)
- 24" LED TV – (NA 11FK)
- Trifold Sofa IPO 2-Person Dinette (16TBS)
- Power Tongue Jack – (NA on 11FK)
- Tip-Out Bunk (11FK)
- Dinette IPO Queen Bed (16DBS, 14DB)
- Off-Road Package w/All-Terrain Tires (NA 16DBS or 21' Models)
- Fantastic Fan (bath unless specified)
- Dual 30# LP Tanks IPO Standard 20# Tanks
- Power Awning w/LED lighting
- RVIA/QAI/Canadian Standards
- RVIA Seal
- State Seal

XL Living Package

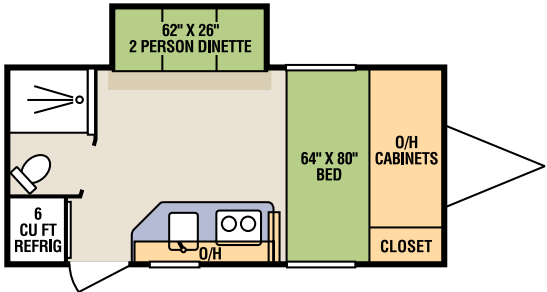
Includes 13.5K BTU A/C, High-Power Vortex Vents (US only), Tank Monitor System, Black Tank Flush, Aluminum Framed Cabinets w/Decorative Wood Cabinet Fronts & Doors, Vinyl Flooring, Dual LP Tanks, Lightweight European Double-Acrylic Glazed Windows w/Built-In Day/Night Shades, Upgraded Leatherette Seating & Cushions, Solid-Surface Countertops



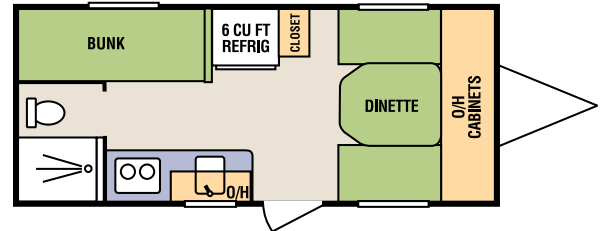
CL11FK



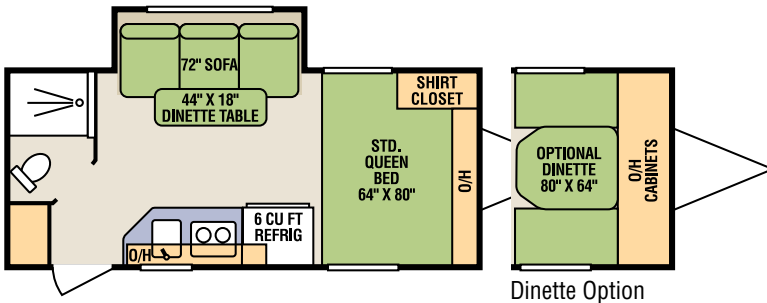
CL14DB



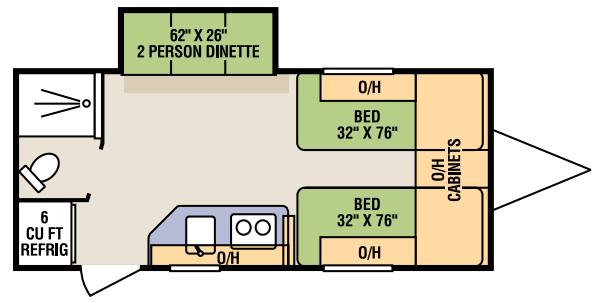
CL14DBS



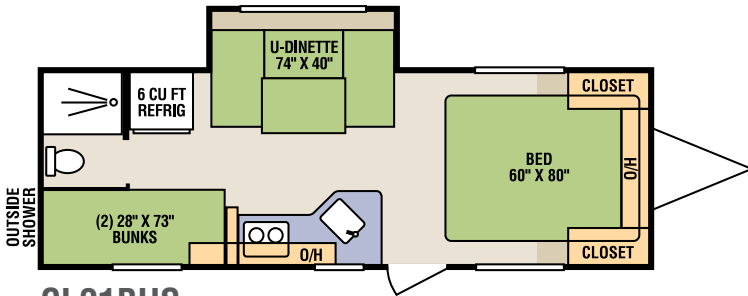
CL16BHB



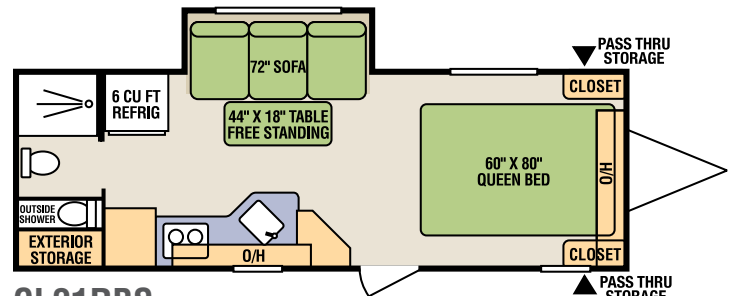
CL16DBS



CL16TBS



CL21BHS



CL21RBS

	11FK	14DB	14DBS	16BHB	16DBS	16TBS	21BHS	21RBS
Unloaded Vehicle Weight* (lbs.)	2,118	3,121	3,046	3,170	3,684	3,370	3,600	4,016
Dry Hitch Weight* (lbs.)	372	375	312	300	390	442	416	468
Cargo Carrying Capacity (lbs.)	754	1,654	1,266	1,530	1,706	1,072	2,416	1,452
GVWR (lbs.)	2,872	4,775	4,312	4,700	5,390	4,442	6,016	5,468
Exterior Height with A/C	9' 4"	9' 8"	9' 8"	9' 8"	9' 8"	9' 8"	9' 8"	9' 8"
Exterior Width	7'	7'	7'	7'	7'	7'	7'	7'
Exterior Length	14' 8"	18' 8"	19' 2"	20' 1"	20' 1"	20' 1"	24' 10"	24' 10"
Box Length	11' 4"	14' 11"	15' 2"	16' 6"	16' 6"	16' 6"	21' 2"	21' 2"
Axles	1	1	1	1	2	1	2	2
Water Heater Capacity (gal. G/E w/DSI)	6	6	6	6	6	6	6	6
Fresh Water Capacity (gal.)	17	38	38	26	38	38	26	26
Black Water Capacity (gal.)	8.5	28	28	28	28	28	28	28
Gray Water Capacity (gal.)	14	32	32	32	32	32	32	32
LP Gas Capacity (lbs.)	40	40	40	40	40	40	40	40
Tire Size	13"	15"	15"	15"	14"	15"	14"	14"
Awning	7'	8'	8'	10'	10'	10'	14'	14'

*This weight reflects the rolling average unit weight for each model. Your trailer weight will vary according to optional equipment.



985 N 900 W • Shipshewana, IN 46565
www.livinlite.com

Due to continual research and advances, manufacturer reserves the right to change specifications, design, price and equipment without notice, and assumes no responsibility for any error in this literature. Some items shown are not included as standard or optional equipment. ©2016 Livin' Lite | 9/9/16 | 2.5M